

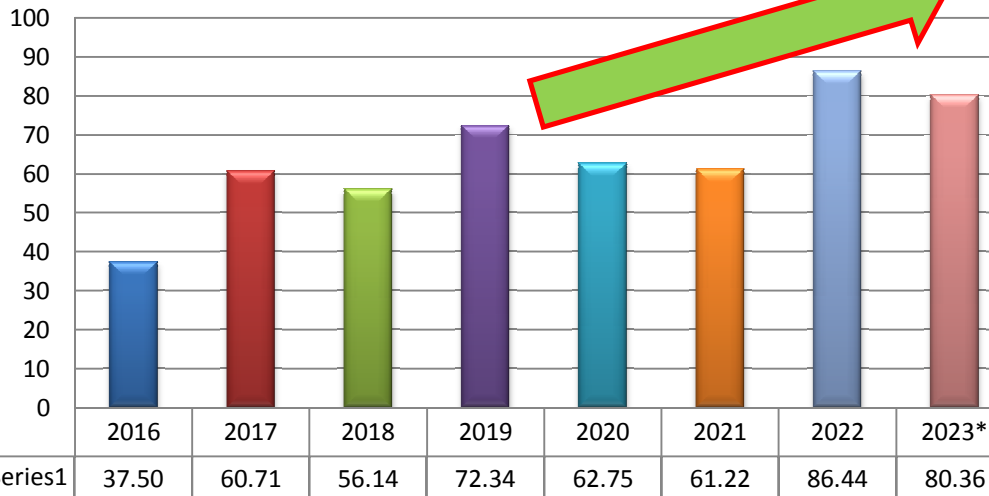


Placement Record (as on 26/03/2023) for the academic years 2016 to 2023* batches

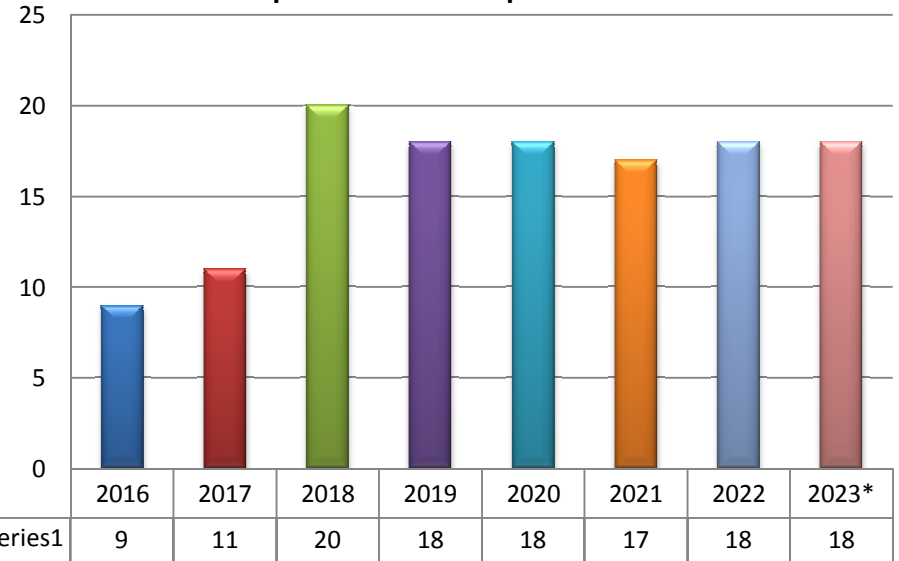
YEAR	Total students passed	Students not appeared in placements	Companies visited campus for placement	Students appeared in placements	Students placed	Placement (%)	Highest Package (LPA)	Lowest Package (LPA)	Avg. Package (LPA)	Total Female students	Placed Female students	Female students placement%
2016	64	0	9	64	24	37.50	11.60	2.40	4.49	8	4	50
2017	56	0	11	56	34	60.71	5.50	2.35	3.39	4	3	75
2018	57	0	20	57	32	56.14	5.50	2.07	3.73	5	2	40
2019	51	4	18	47	34	72.34	10.30	1.95	4.21	3	3	100
2020	55	4	18	51	32	62.75	8.00	1.71	4.42	3	3	100
2021	52	3	17	49	30	61.22	5.75	1.20	3.06	3	2	67
2022	68	9	18	59	51	86.44	8.00	3.36	5.09	9	8	89
2023*	70	14	18	56	45	80.36	7.80	2.40	5.55	6	6	100

* = placement ongoing

Year wise placement %

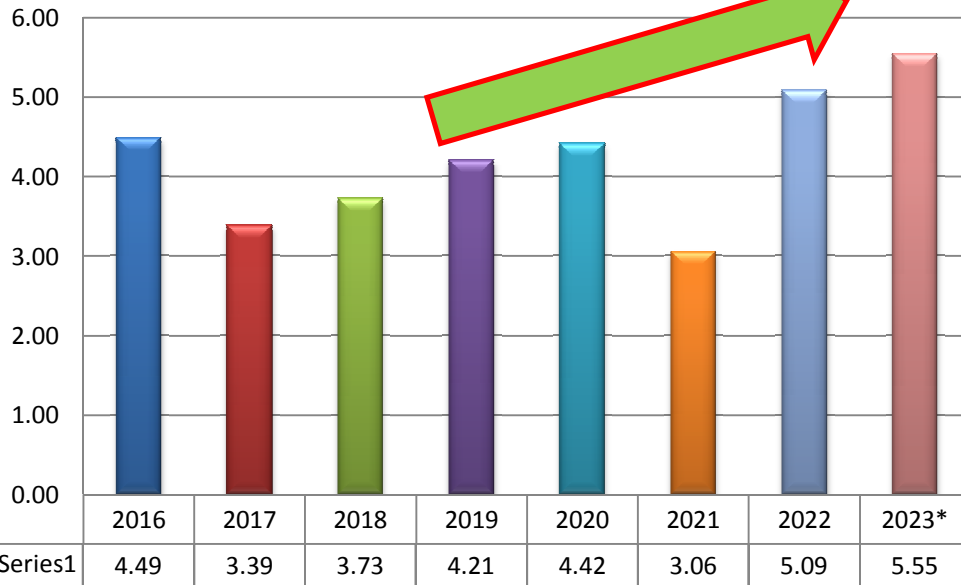


Companies visited for placement





Average Package (Lakhs Per Aannum)



Female students' placement %

